


To create a Qidigo account:

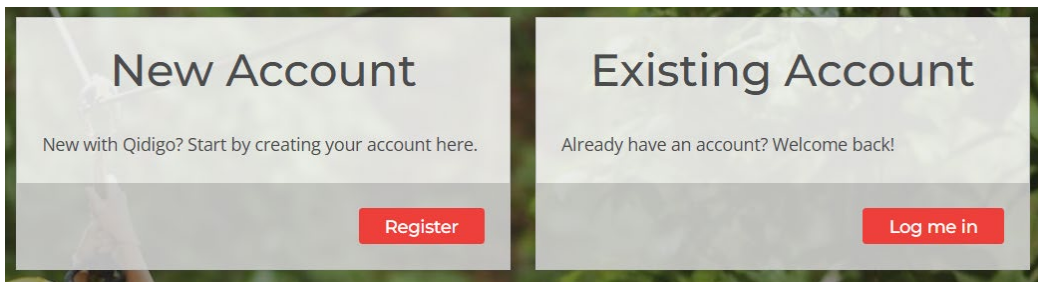
1. Go to the Qidigo page for Camp Tekakwitha (the link can be found on the [website](#)).



2. At the top right of the page, click on “Log in.”

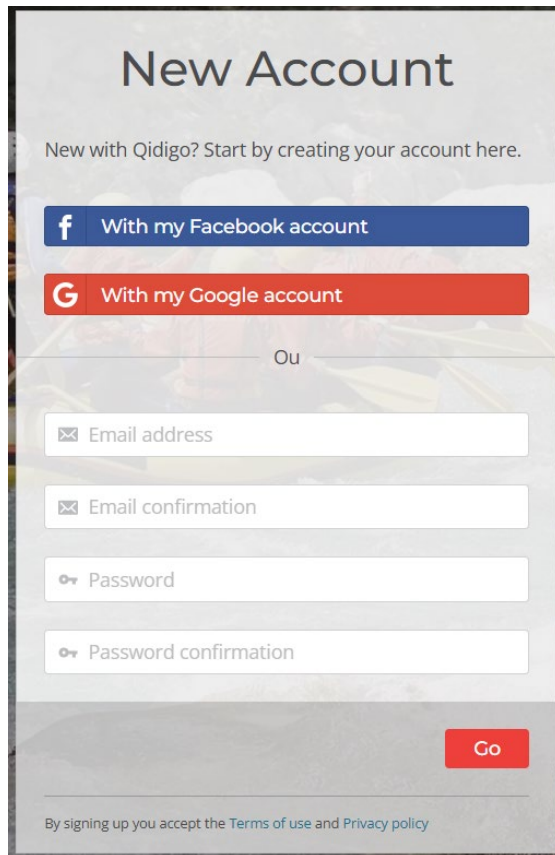


3. Click the “Sign Up” button under “New Account.”



4. Choose to register via Facebook, Google, or email.

The advantage of registering via Facebook or Google is that you don't have to remember any passwords. In addition, Facebook's data collection is limited (see the pop-up on Facebook or Google).



The image shows a mobile app registration screen titled "New Account". It features two large buttons for social login: "With my Facebook account" (blue) and "With my Google account" (red). Below these is a horizontal separator with the text "Ou". Under the separator are four text input fields: "Email address", "Email confirmation", "Password", and "Password confirmation". Each field has a small icon on the left (envelope for email, key for password). A red "Go" button is positioned at the bottom right of the form area. At the very bottom, a line of text states: "By signing up you accept the [Terms of use](#) and [Privacy policy](#)".

New Account

New with Qidigo? Start by creating your account here.

f With my Facebook account

G With my Google account

Ou

✉ Email address

✉ Email confirmation

🔑 Password

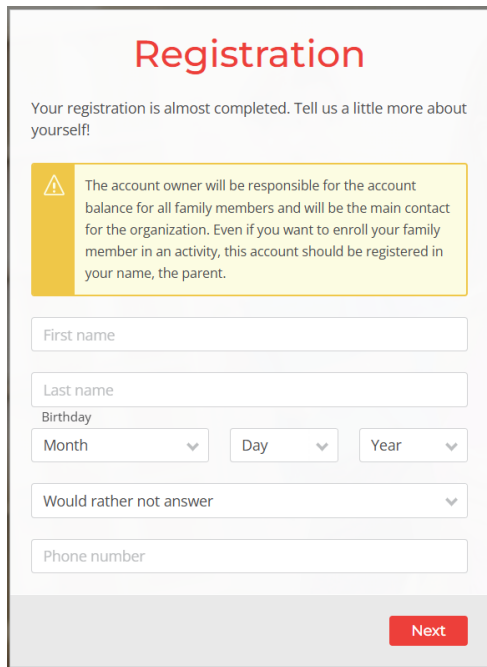
🔑 Password confirmation

Go

By signing up you accept the [Terms of use](#) and [Privacy policy](#)

5. Complete your profile:

a) Fill out the identification form.



Registration

Your registration is almost completed. Tell us a little more about yourself!

⚠️ The account owner will be responsible for the account balance for all family members and will be the main contact for the organization. Even if you want to enroll your family member in an activity, this account should be registered in your name, the parent.

First name

Last name

Birthday

Month Day Year

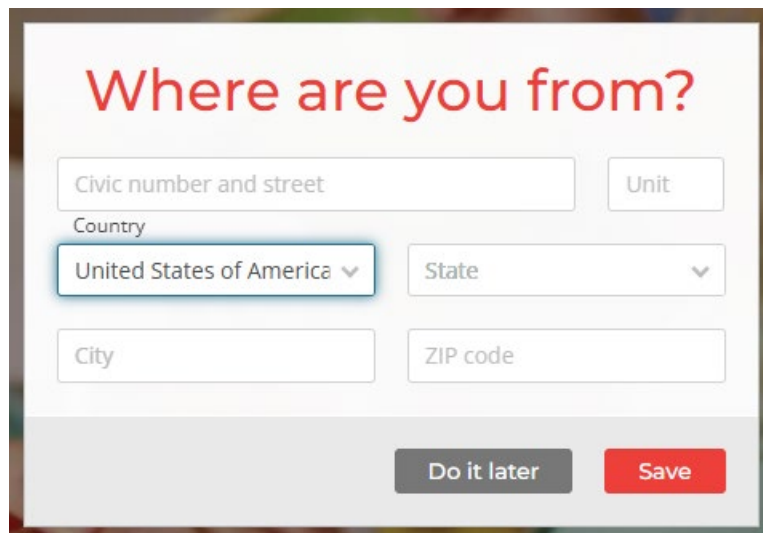
Would rather not answer

Phone number

Next

b) Enter your contact information.

For customers outside Canada and the United States, click “Do it later.” You will be able to enter your address in the Registration Request Form.



Where are you from?

Civic number and street Unit

Country

United States of America State

City ZIP code

Do it later **Save**

c) Add your family's children.

Family

Qidigo allows you to manage your family's hobbies at one place. Create a profile for each of your family's members, with their information, then find activities just right for them.

Members

(You)

New member

First name

Last name

Birthday

Month Day Year

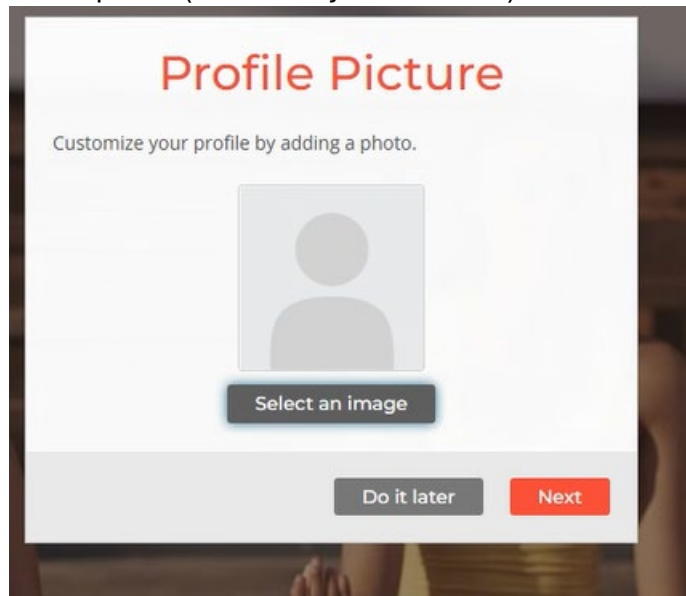
Gender

Would rather not answer

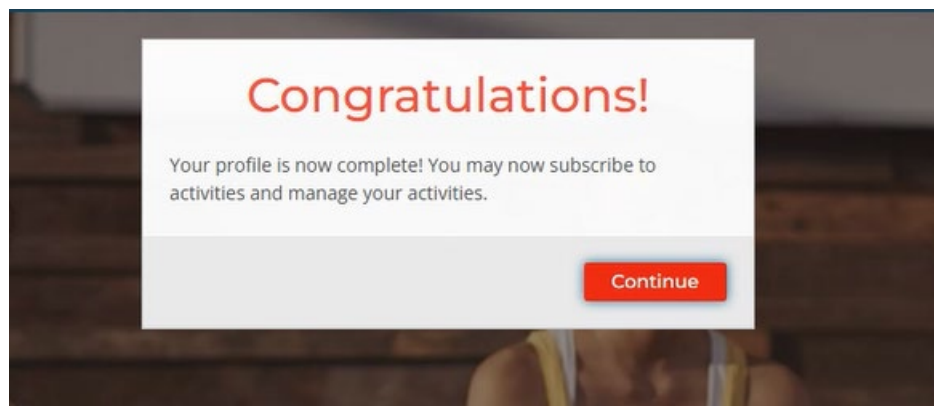
Add

Do it later **Next**

d) Add a photo (mandatory for children).



e) That's it !



Your process is **complete**. Please go to the camp page to register for the desired group.